

## Attending Holistically Versus Analytically: Comparing the Context Sensitivity of Japanese and Americans

Takahiko Masuda and Richard E. Nisbett  
University of Michigan

Much research indicates that East Asians, more than Americans, explain events with reference to the context. The authors examined whether East Asians also attend to the context more than Americans do. In Study 1, Japanese and Americans watched animated vignettes of underwater scenes and reported the contents. In a subsequent recognition test, they were shown previously seen objects as well as new objects, either in their original setting or in novel settings, and then were asked to judge whether they had seen the objects. Study 2 replicated the recognition task using photographs of wildlife. The results showed that the Japanese (a) made more statements about contextual information and relationships than Americans did and (b) recognized previously seen objects more accurately when they saw them in their original settings rather than in the novel settings, whereas this manipulation had relatively little effect on Americans.

A well-established finding in the field of social cognition concerns the so-called *correspondence bias* or *fundamental attribution error*—the tendency to see behavior as a product of the actor's dispositions and to ignore important situational determinants. Cross-cultural studies show that Asians are more inclined to explain events situationally than are Americans. The reasons for this cultural difference, however, are unclear. In this article, we examine the differences in attentional patterns between Japanese and Americans and provide an explanation of differences in attribution based on differences in cognitive and perceptual orientations that Nisbett and his colleagues (Nisbett, Peng, Choi, & Norenzayan, 2001; Norenzayan & Nisbett, 2000; Peng & Nisbett, 1999) have labeled *holistic* and *analytic*.

### Attribution and Culture

In an early study, Jones and Harris (1967) asked participants to read an essay allegedly written by another student that was either for or against an important social issue of the day. They were

informed that the essayist had been required to take a pro or con stand by a political science instructor, a debate coach, or an experimenter. When asked to estimate the essayist's actual opinion, participants tended to ignore the situational constraints and inferred that the essayist's actual opinion corresponded to the content of the essay. A great deal of research carried out under the rubric of the attitude attribution paradigm indicates that this bias is robust (Gilbert & Jones, 1986; Gilbert & Malone, 1995; Jones, 1979; Ross, 1977).

These findings are consistent with the generalization that people tend to pay attention to others' behavior at the expense of environmental factors. In Heider's (1958) view, "behavior engulfs the field" (p. 54). Jones (1979) interpreted this to mean that the observed action and the actor are so salient that people tend to attribute outcomes to the actor's internal states and dispositions rather than to less salient situational factors. This claim has long been a common theme of social psychology. Gilbert and Malone (1995), for example, maintain that it is the lack of awareness of situational factors that is the cause of the correspondence bias.

The correspondence bias appears to be weaker in some non-Western cultures. Many studies indicate that Asians are inclined to explain the outcome of another person's behavior in terms of situational factors, whereas Americans are more likely to explain behavior in terms of presumed internal factors such as personality traits and other corresponding dispositional terms (Lee, Hallahan, & Herzog, 1996; Miller, 1984; Morris & Peng, 1994; Norenzayan, Choi, & Nisbett, 1999). Even when situational factors are made extremely salient—for example, in the Jones and Harris (1967) paradigm—Americans may still attribute behavior to dispositional factors, whereas East Asians' attributions are influenced by the same salience manipulations (Choi & Nisbett, 1998; Masuda & Kitayama, 2001; Toyama, 1990). In other studies, in which people

---

Takahiko Masuda and Richard E. Nisbett, Department of Psychology, University of Michigan.

This research was supported by the Culture and Cognition Program of the University of Michigan and by National Science Foundation Grant SBR 9729103. We thank Julia S. Carlson, Sara Clark, Trey Hedden, Keiko Ishii, Li-Jun Ji, Asuka Kato, Shinobu Kitayama, Jan Leu, Jeffery Lewis, Chinae Masuda, Elise Moultrup, David Ng, Brook Partner, Miho Saito, and Robert Yee for their assistance.

Correspondence concerning this article should be addressed to Takahiko Masuda, Department of Psychology, University of Michigan, 525 East University, Ann Arbor, Michigan 48109-1109. Electronic mail may be sent to tmasuda@umich.edu.

were asked to read assigned descriptions of personal traits in front of observers, East Asians were less likely than Westerners to believe that the observers would infer that the participants' actual personal traits corresponded to the assigned descriptions (Kamada & Van Boven, 2000; Van Boven, Kamada, & Gilovich, 1999). Finally, East Asians are less likely than Westerners to believe that behavior normally corresponds to actual attitudes (Kashima, Siegal, Tanaka, & Kashima, 1992).

These findings suggest that East Asians' views about the causes of behavior and the importance of situational factors differ from those of Westerners. If so, we might expect that they would attend to different aspects of the environment. If people believe that causality is located in the environment, they might pay attention to the field as a whole and to the object's relationship with the field rather than focusing narrowly on the object.

### Holistic Thought Versus Analytic Thought

Nisbett and his colleagues (2001) provided a theoretical model within which to consider such questions. They argued that there are significant psychological differences between East Asians and Westerners that are rooted in long-standing differences between East Asian and Western civilizations. Intellectual traditions in ancient Greece emphasized analytic thought, which can be defined as involving

detachment of the object from its context, a tendency to focus on attributes of the object in order to assign it to categories, and a preference for using rules about the categories to explain and predict the object's behavior. Inferences rest in part on the practice of decontextualizing structure from content, the use of formal logic, and avoidance of contradiction. (Nisbett et al., 2001, p. 293)

Nisbett et al. maintained that contemporary Westerner's mentalities and systems of thought are highly influenced by such an analytic tradition.

By contrast, intellectual traditions in ancient China such as Taoism, Chinese Buddhism, and Confucianism are more holistic in character. Nisbett et al. (2001) defined holistic thought as involving

an orientation to the context or field as a whole, including attention to relationships between a focal object and the field, and a preference for explaining and predicting events on the basis of such relationships. Holistic approaches rely on experience-based knowledge . . . and are dialectical, meaning . . . a search for the "Middle Way" between opposing propositions. (p. 15)

Nisbett et al. maintained that contemporary East Asians' mentalities and systems of thought are highly influenced by such a holistic tradition.

Nisbett and his colleagues (2001), following Witkin and Berry (1975), assumed that these cultural differences derive from the relative complexity of East Asian and Western societies. In complex societies such as ancient Chinese and other East Asian cultures, people were required to maintain close and well-structured relationships with other group members. Under these conditions, people need to be sensitive to relationships and to subtle changes in social situations. In contrast, in less socially complex and less role-constrained societies such as ancient Greece, people had more personal control over their environment. Under such circum-

stances, people are not required to examine all parts of the environment and can focus on a particular object and their own goals with respect to it. These characterizations of cultural models lead to several expectations about perception and attention among contemporary peoples, as East Asians still have generally interdependent societies and Westerners generally independent ones. For example, East Asians can be expected to see wholes where Westerners see parts. Moreover, East Asians might see relationships in a field more easily than Westerners can, but may find it more difficult to differentiate an object from the field.

### Cross-Cultural Findings Concerning Human Attention

There is some evidence that the above hypotheses about perception are correct. For example, Abel and Hsu (1949) conducted an early study that supports the claim that the holistic approach to information processing among Asians is predominant. They demonstrated that, in their responses to the Rorschach test, Chinese Americans tended to emphasize all aspects of the card, or its overall Gestalt. In contrast, the European Americans were more likely to emphasize parts or single aspects of the pictures.

Similarly, Chiu (1972) examined cultural differences in categorization patterns between American and Chinese children. In his study, children were asked to group any two of three items that "belonged together," for example, a man, a woman, and a baby. The results indicated that Chinese children were more "relational-contextual" in their groupings, for example, grouping together a mother and a baby "because the mother takes care of the baby." In contrast, American children were much more likely to group objects on a "categorical" basis, for example, grouping the man and the woman together "because they are both adults."

The notion that cognitive and perceptual orientations can differ in the degree to which they are analytic versus holistic is related to the concept of field dependence (Witkin & Berry, 1975; Witkin & Goodenough, 1977). According to Witkin and his colleagues, some people can perceptually separate an object from the field in which it is embedded more easily than can others. Witkin et al. also argued that such perceptual tendencies are strongly influenced by economic and social factors. For example, Witkin and Berry (1975) maintained that some societies require analyzing the visual field in such a way as to avoid being thrown off by external cues. Hunters and herders must analyze the features of novel information independent of context, whereas agriculturists can generally afford to merely scan the environment as a whole. Consistent with this logic, Witkin and Berry found that nonliterate hunters and herders have a more analytic or "field independent" style than do nonliterate farmers, performing better on the embedded figures test that requires ignoring the details of a complex stimulus figure and finding a smaller pattern "embedded" in it. Witkin and Berry also maintained that people who live in modern economies must be capable of substantial field independence. They found that modern Westerners are less field dependent than agriculturists and about as field dependent as hunters and herders.

Following Witkin's line of reasoning, Ji, Peng, and Nisbett (2000) examined the possibility that East Asians find more difficulty separating an object from the field in which it is embedded than do Americans. In their experiment, they used the Rod and Frame Test designed by Witkin and his colleagues (e.g., Witkin & Berry, 1975; Witkin & Goodenough, 1977), in which a frame

about 16-in. (approximately 41 cm) square is rotated independently of a rod that sits inside of the frame. The task is to report when the rod appears to be vertical. The degree to which judgments about the position of the rod are influenced by the position of the frame is an indication of degree of field dependence. East Asian participants, from China, Korea, and Japan, made more errors on the test than American participants. In another study, Ji et al. (2000) examined the ability of East Asians to detect covariation among stimuli. They assumed that East Asians would be sensitive to the covariation of the stimuli because they would be more attentive to relationships in the field than Americans would. In one experiment, Chinese and American participants were asked to judge the degree of association between arbitrary figures on a computer screen. Ji et al. manipulated the contingencies of two figures. The probability of one particular object being associated with another object corresponded to a correlation of .00, .40, or .60. The results indicated that Chinese participants reported a greater degree of covariation than did American participants, they were more confident about their judgment, their confidence judgments were better calibrated with actual covariation, and, unlike Americans, the Chinese were not subject to the error of over-weighting pairings seen early in the presentation of stimuli.

### Hypotheses

In this article we report studies examining the extent to which attention can be presumed to be holistic versus analytic. We examined memory for objects versus memory for the environment in which they had been displayed. We anticipated that (a) East Asians would attend to field information more than Americans would, and thus would recall more such information and (b) East Asians' perception of objects would be more "bound" to the context in which they were initially encountered than would that of Americans in the sense that objects would be seen and thus remembered in relation to their context (Chalfonte & Johnson, 1996). We conducted two experiments comparing Americans and Japanese. In Study 1, we presented underwater scenes and asked participants to describe them. We expected that the Japanese would notice more field information than would Americans, and would see more relationships in the environment. In a subsequent part of Study 1, and in Study 2, we presented a set of objects and asked participants whether they had seen them. The backgrounds for previously seen objects were either the original ones or novel ones. We expected that the Japanese would be more vulnerable to the change of backgrounds than would Americans because, for Japanese, perception of the object is bound to the environment in which it appears.

### Study 1

In Study 1, participants were presented with vignettes of underwater scenes. Each scene was characterized by having "focal fish," which were large and had salient colors and shapes, moving in front of a complicated scene. After the scene was presented, participants were asked to report what they had seen. The recall patterns were then analyzed. We anticipated that (a) Japanese participants would report relatively more objects in the background environment than would American participants and (b)

Japanese participants would report relatively more events involving relations between the focal fish and the environment.

In a subsequent part of the study, participants were presented with objects that had been either shown or not shown during the earlier part of the study. Participants were asked to indicate whether they had seen the objects before. The previously seen objects were shown with either the original background, a different background, or no background at all. The recognition patterns were then analyzed. We anticipated that the accuracy of Japanese participants would be hurt more by seeing objects on a novel background than would that of American participants, and that it would be helped more by seeing them on the original background.

### Method

#### Participants

Thirty-six American participants at the University of Michigan and 41 Japanese participants at Kyoto University, Kyoto, Japan, participated in the experiments as a course requirement. The 36 American participants consisted of 33 Caucasians and 3 African Americans.

#### Materials

In the first phase of the study, 10 animated vignettes of underwater scenes were presented using Macro Media Director, Version 6 (Macromedia, San Francisco; see Figure 1). The same 17-in. (about 43 cm) monitors (Macintosh Color Monitor, Apple, Cupertino, CA) and computers (Macintosh G3, 233mhz) were used in the laboratories in the United States and in Japan. In each different vignette, along with the various salient focal fish, there were other actively moving but smaller objects such as water animals, bubbles, and relatively small fish, which had little detail and appeared to be in the background of the scene. In addition, scenes included inert objects such as vegetation and rocks and nonmoving animals such as shells and snails. Finally, each vignette had a particular background color—seemingly the color of the water. The participants sat on a chair and put their chin on a device to standardize the distance between the monitor and their face. The distance was 15 in. (38.1 cm).

In the second phase of the study, participants saw pictures of 45 objects that had actually appeared in the previous phase (previously seen objects). These objects included 23 focal fish, seven animals that were moving




Figure 1. An example of animated vignettes in Study 1. The arrows refer to the directions of the figures' movements.




Figure 2. Examples of figures used as stimuli for the second session in Study 1.

actively in the previous vignettes such as frogs and newts, eight animals that did not move in the previous vignettes such as shells, and seven field objects such as vegetation and rock formations. The participants also saw pictures of 45 objects that had not appeared in the previous phase (novel objects). We manipulated the combination between the objects and the background information (see Figure 2). Each object could have one of three different backgrounds: (a) the original background, that is, the scenery that appeared in the previous vignettes; (b) no background, that is, a plain white background; or (c) a novel background, that is, scenery that did not appear in the previous vignettes. In sum, there were six different conditions: (a) previously seen objects with original backgrounds, (b) previously seen objects with no background, (c) previously seen objects with novel backgrounds, (d) novel objects with previously seen backgrounds, (e) novel objects with no backgrounds, and (f) novel objects with novel backgrounds.

### Procedure

**Recall task.** In the first phase, the experimenter met participants individually and escorted them to a room equipped with a computer, a monitor, and a tape recorder. The experimenter said that participants would see several animated vignettes and would be asked to answer questions on the basis of what they had seen. The participants saw the identical vignette twice. Each vignette lasted about 20 s. Timing was identical in the United States and in Japan. When the initial presentation of a vignette was finished, the screen was wiped out, and the identical vignette began subsequently. After the second presentation of the vignette, the screen was again erased, and participants were asked, "What did you see in the animation? Please describe it, taking as much as 2 min." The participants responded to the question orally, and their responses were recorded. Participants watched two practice vignettes and responded to questions for both vignettes. If they did not have any questions or problems about

procedure, the experimenter proceeded. Participants then watched eight vignettes.

**Data coding.** The recorded data were transcribed and divided into segments corresponding to the smallest linguistically meaningful element.<sup>1</sup> Two bilingual Japanese translated the Japanese data into English and the English data into Japanese. A bilingual Japanese and two Americans checked the correspondence of these translations. A Japanese speaker then divided the Japanese data into segments. Similarly, an English speaker divided the English data into segments. The average agreement on the appropriate division for each utterance was 97%. Disagreements about segmentation were corrected by the same coders.

Subsequently, two Japanese coders and two English coders independently coded the data. The two Japanese coders coded the Japanese data and the translated English data, and the two English coders coded the English data and the translated Japanese data. The agreement of the two English coders was 95%, and the agreement of the two Japanese coders was 96%. Disagreements about coding were corrected by the coders and Takahiko Masuda by referring to coding rules.

Finally, Japanese coders and English coders were compared, and agreement between them was found to be 94%. Disagreements about codes were corrected by Takahiko Masuda on the basis of the coding rules. The Japanese and the English codes were combined into a single score. This final score was used for the data analysis.

The data were coded as belonging to one of the following categories: (a) focal fish, (b) background fish, (c) active animals, (d) inert animals, (e) plants, (f) bubbles, (g) floor of scene, (h) water, and (i) environment. These categories are defined in Figure 3. The categories were grouped into four superordinate categories. Focal fish remained an independent category.

<sup>1</sup> Repetitions of the same phrase were not counted.










Category	Definition	Picture
<b>FOCAL FISH</b>	Large fish with salient shape and color moving actively at the foreground of the scene.	
<b>BACKGROUND FISH</b>	Fish with unclear shapes and pallid colors moving slowly at the background of the scene. Example: muted trout	
<b>ACTIVE ANIMALS</b>	Small figures with salient shape and colors moving actively at the foreground of the scene. Example: frog, newt, and salamander	
<b>INERT ANIMALS</b>	Background figures with little or no movement Example: seashell and mollusk	
<b>PLANTS</b>	Water vegetation situated in the background of the scene. Example: lotus, seaweed	
<b>BUBBLES</b>	Bubbles moving vertically, horizontally, or diagonally, in a constant or intermittent pattern.	
<b>FLOOR OF SCENE</b>	Rocks and other materials at the bottom part of the screen	
<b>WATER</b>	Background colors, current, flow	
<b>ENVIRONMENT</b>	Other background information that referred to the context. Example: tropical sea, lake, and pond	

Figure 3. Categories of objects in the scene.

Background fish and active animals were grouped and named *active objects*, representing peripheral but moving objects. Inert animals and plants were categorized as *inert objects*. Finally, bubbles, floor of scene, water, and environment were categorized as *background*. In addition, as may be seen in Table 1, each category could be coded in a variety of ways: (a) simple description, (b) number, (c) attributes, (d) feeling, (e) behavior, (f) location, (g) relation to active objects, (h) relation to inert objects, and (i) time.

Figure 4 presents examples of segmentation and coding. The sentence, "I saw three big fish swimming from right to left," was segmented into "I saw three," "big," "fish," "swimming," and "from right to left." Subsequently, data coders coded each segment as *number*, *attributes*, *simple description*, *behavior*, and *location*. In addition, coders needed to find a subject noun of the sentence. In this example, the subject of the sentence was "fish." Therefore, it was coded as focal fish. Subsequently, codes of each subcategory were accumulated as focal fish codes, with the total codes in this case

being five. Similarly, segmentation coders split the sentence "At the beginning, a big fish was swimming towards the green seaweed" into "at the beginning," "a big," "fish," "was swimming," "towards," "the green," and "seaweed." In this example, there are two nouns, "fish" and "seaweed." Codes of each subcategory were accumulated for focal fish and plants, respectively. That is, "at the beginning," "a big," "was swimming," "fish," and "towards" were accumulated as focal fish codes. "The green" and "seaweed" were accumulated as plants.

**Recognition task.** In the second phase, the participants were presented with a recognition task that they had not been told to expect. They were asked to look at the screen as they did in the first phase. The experimenter told the participants that they would see 90 objects and that their task was to identify the objects that had actually appeared in the previous vignettes and to evaluate their degree of confidence about these judgments on a 7-point scale. The participants were asked to circle "Yes" or "No" (or "Hai" ka "Iie") to indicate whether they had previously seen the objects.

Table 1  
Codes Applied to Categories

Code	Definition	Examples
Simple description	Reference to the basic name of the objects	Fish, black bass, frog, bubbles, seashells, sea weeds, rocks, lake, pond, sea
Number	Reference to the number of the objects	Two, five
Attributes	Reference to the color, the shape, or other physical attributes	Big, small, large, short, red, yellow, striped, dotted, sharp
Feeling	Reference to feeling of animals or nonphysical states	Angry, anxious, afraid, comfortable
Behavior	Reference to locomotion	Swimming, going, moving
Location	Reference to the objects' position	At the bottom, from the left to the right, at the foreground
Relation to active objects	Reference to a relationship with active objects	Next to (the fish), near (the frog), toward (the fish)
Relation to inert objects	Reference to a relationship with inert objects	On (the seaweed), near (the shells), toward (the water weed)
Time	Reference to time	At the beginning of the animation, at the end of the animation

The participants were asked to rate their level of confidence using a 7-point scale ranging from 1 (*not at all confident/Mattaku Jishin ga Nai*), to 7 (*extremely confident/Hijyouni Jishin ga Aru*).

### Results and Discussion

#### Recall Task

*Attention to field.* We present in detail the analysis of four variables: focal fish, active objects, inert objects, and background. We counted the number of statements in each category. Four independent *t* tests were examined to compare Japanese participants' reports in each category to those of Americans. As may be seen in Table 2, Japanese participants recalled more background information than did American participants,  $t(75) = 2.34, p < .05$ .<sup>2</sup> In addition, the Japanese participants recalled more information about inert objects than did American participants,  $t(75) = 3.93, p < .001$ . In contrast, there were no significant differences for focal fish,  $t(75) < 1$ , or active objects,  $t(75) = 1.59, ns$ . Thus, the recall tasks revealed that Japanese participants were more likely to mention relatively peripheral, nonsalient, or background information than were American participants.

We analyzed the first sentences of participants' statements because we assumed that the first sentences would represent information regarded as particularly important. We anticipated that American participants would start their recall statement with focal objects, whereas Japanese participants would start with field information. For this further analysis, focal fish and active objects were collapsed into a variable called "salient objects." Inert objects and background were collapsed into a variable called "field." As is shown in Table 3, there were marked differences among participants' first sentences. American participants started their statements by mentioning salient objects far more frequently than Japanese participants did,  $t(75) = 3.36, p < .001$ . In contrast, Japanese participants started their statements by mentioning field information almost twice as often as American participants did,  $t(75) = 3.47, p < .001$ .

*Attention to relationships.* We distinguished statements that referred to relationships with active objects from statements that referred to relationships with inert objects. If participants stated that an object moved or was located in relation to focal fish and active objects, this was coded as "relation to active animal." If participants stated that a subject of a sentence related to inert

objects or background, this was coded as "relation to field." The results in Table 4 show that Japanese participants made almost twice as many statements referring to relation to field as did American participants,  $t(75) = 3.58, p < .001$ . However, there were no significant differences for relation to active animal,  $t(75) < 1$ . These results are consistent with our hypothesis that Japanese people would recall more relationships in the environment than would Americans, especially relationships involving static, nonsalient aspects of the environment.

In addition, the results revealed that Japanese participants made more behavior-related observations ( $M = 52.85, SD = 19.67$ ) than did American participants ( $M = 40.67, SD = 21.61$ ),  $t(75) = 2.59, p < .05$ . For example, Japanese participants were more likely than American participants to mention behavior-related comments such as "the fish are swimming" and "a frog is climbing on seaweed" in their descriptions, whereas American participants tended to simply describe the physical appearance of the objects such as "there are five big fish" and "there is a frog." These findings also support our view that East Asians are more attentive than Americans to the behavior of objects because they are more likely to notice relationships.<sup>3</sup>

*Additional findings.* Japanese participants made more time-related comments ( $M = 5.78, SD = 4.02$ ) than did American participants ( $M = 2.83, SD = 3.41$ ),  $t(75) = 3.45, p < .001$ . Japanese participants tended to make more descriptions such as "at the beginning of animation," "on the way," and "at the end of this animation." The proportion of Japanese participants who made feeling-related comments was significantly greater than the pro-

<sup>2</sup> All *p* values are based on two-tailed tests.

<sup>3</sup> Nisbett et al. (2001) noted that holistic thought encourages people to have a worldview in which all kinds of events and phenomena are inter-related and perpetually changing. This implies that East Asians, as holistic thinkers, are more attentive to the behavior or flow of objects. In contrast, Americans are inclined to think that objects have properties that are stable over time and across context. Several studies support these assumptions. American toddlers show a "noun bias," learning words describing objects at a more rapid rate than verbs, which describe relationships (Gentner, 1982). However, Tardif (Tardif, 1996; Tardif, Gelman, & Xu, 1999) has shown that Chinese toddlers learn verbs (i.e., words describing relationships) at a more rapid rate than American toddlers do.



Table 2  
Numbers of Accounts of Scenes in Each Category for American and Japanese Participants

Category	American			Japanese		
	<i>M</i>	<i>SD</i>	<i>n</i>	<i>M</i>	<i>SD</i>	<i>n</i>
Background	20.11	19.68	36	30.88	20.51	41
Inert objects	38.22	24.62	36	65.39	34.44	41
Active objects	77.42	34.39	36	89.76	33.50	41
Focal fish	117.91	60.12	36	130.32	58.05	41

Note. The number of accounts in each category was compared independently.

shown in Figure 5, the accuracy rates of Japanese participants varied significantly as a function of the background conditions,  $F(2, 75) = 6.95, p < .001$ . When Japanese participants judged previously seen objects with their original backgrounds, their accuracy was greater than when they judged previously seen objects with novel backgrounds,  $t(75) = 3.75, p < .001$ . In addition, their accuracy with no backgrounds was greater than that with novel backgrounds,  $t(75) = 2.27, p < .05$ . There was no significant difference between accuracy with no background and accuracy with the original background,  $t(75) = 1.21, ns$ . In contrast, the accuracy rates of American participants' judgments were not affected by the manipulation,  $F(2, 75) = 1.91, ns$ . Thus, the recognition task revealed that the Japanese were more likely to bind object and field in memory and to be influenced by the manipulation of the backgrounds than were Americans.<sup>5</sup>

### Study 2

The geographical territory of Japan consists of islands surrounded by ocean. For this reason, the Japanese might be expected to be highly familiar with types of fish. Americans, especially Midwestern Americans, might be less familiar with types of fish. To generalize our findings, therefore, it seemed advisable to replicate these results using a different object domain. We selected a set of American animals and American scenery; we assumed that American participants would be more familiar with the animals than were the Japanese. We anticipated that the Japanese would nevertheless be more influenced by changes in the backgrounds than would Americans.

In addition, and more importantly, we manipulated the size of the backgrounds, and kept them constant both in learning and recognition tasks. In Study 1, we used backgrounds that covered

Table 3  
Subject of the First Sentence in Descriptions of Scenes by American and Japanese Participants

Category	American			Japanese		
	<i>M</i>	<i>SD</i>	<i>n</i>	<i>M</i>	<i>SD</i>	<i>n</i>
Salient objects	5.77	2.43	36	3.78	2.74	41
Field	2.14	2.42	36	4.20	2.73	41

Note. The number of accounts in each category was compared independently.

Table 4  
The Accounts of Relational Categories in Descriptions of Scenes by American and Japanese Participants

Category	American			Japanese		
	<i>M</i>	<i>SD</i>	<i>n</i>	<i>M</i>	<i>SD</i>	<i>n</i>
Relation to active animal	8.97	6.78	36	9.15	7.94	41
Relation to field	7.22	6.55	36	13.51	8.55	41

Note. The number of accounts in each category was compared independently.

the whole screen in the initial presentation of the scenes, but in the recognition task used only small segments of the original backgrounds. This likely meant that the backgrounds in the recognition task would have been less salient than the objects that participants were supposed to judge. It would be interesting to see what would happen if background salience were set at a different parameter such that American accuracy was also influenced by the nature of the background. Under such circumstances, would we find that Japanese would still be more influenced by the background than would Americans? In Study 2, we made the backgrounds much more obviously different from one another than in Study 1. In addition, we presented backgrounds in such a way that they covered the whole screen. We anticipated that such salient backgrounds might cause binding between object and field even for Americans, but that their recognition accuracy would be less harmed by novel background than would that of the Japanese.

Finally, we measured reaction time for judgments. We anticipated that Japanese would bind the objects to the backgrounds spontaneously. The Japanese therefore would make judgments much faster when they were judging previously seen animals with their original backgrounds than when they were judging previously seen animals with novel backgrounds. We expected, however, that because Americans would pay relatively little attention to the backgrounds, their judgment speed would be more similar for these two conditions.

Participants were asked to rate how much they liked the animals. The participants did not know in advance that they would be asked to make recognition judgments. After a filler task, the participants were asked to indicate whether they had seen the objects before or not. The previously seen animals were shown either with the original backgrounds or the novel backgrounds. Novel animals were also shown either with previously seen backgrounds or with novel backgrounds.

### Method

#### Participants

Forty-one American participants at the University of Michigan and 44 Japanese participants at Kyoto University participated in the experiments as a course requirement.

<sup>5</sup> The results for the confidence ratings were not significant: There was neither a significant main effect of culture,  $F(1, 75) = 1.17, ns$ , a main effect of background,  $F(2, 75) = 1.44, ns$ , nor an interaction,  $F(2, 75) = 1.72, ns$ .



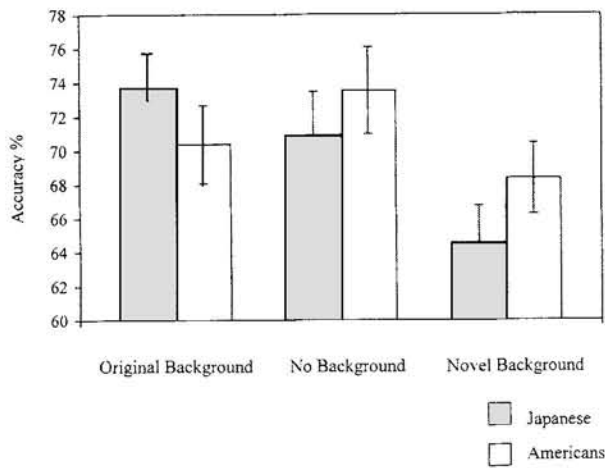


Figure 5. Recognition accuracy for previously seen objects.

### Materials

The participants sat on a chair and put their chin on a device to standardize the distance between the monitor and their faces. The distance was 15 in. (38.1 cm). The same 17-in. (about 43 cm) monitors (Macintosh Color Monitor, Macintosh) and computer (Macintosh G3, 233mhz) were used as in Study 1.

Forty-eight animal pictures were presented using PsyScope 1.4.4 (Cohen, MacWhinney, Flatt, & Provost, 1993). Participants saw pictures of 24 animals that had actually appeared in the first phase (previously seen objects). The participants also saw pictures of 24 animals that had not

appeared in the first phase (novel objects). We manipulated the combination between the objects and the background information. Each object could have one of two different backgrounds—the original background or a novel background. Thus, there were four different conditions: (a) previously seen objects with original backgrounds, (b) previously seen objects with novel backgrounds, (c) novel objects with previously seen backgrounds, and (d) novel objects with novel backgrounds. Figure 6 shows an example of the initial presentation of an animal and the presentation in the recognition task of the same animal with a novel background. Figure 6 also shows a novel object presented with a previously seen background and with a novel background.

### Procedure

In the first phase, the experimenter met participants individually and escorted them to a room equipped with a computer and a monitor. The experimenter said that they would see several animal pictures and that the task was to judge how much they liked the animals. Each animal was presented for 5 s. Participants were then shown a question that asked them to rate how much they liked each animal using a 9-point scale ranging from 1 (*extremely unlikable*) to 9 (*extremely likeable*). The participants repeated this procedure 24 times with different, randomly presented animal pictures. After the first phase, the participants took a short break and then engaged in a distraction task: They were asked to subtract 7 from 1000 and repeat the procedure for 2 min.

In the second phase, the participants were presented with a recognition task that they had not been told to expect. They were asked to identify as fast as possible the animals that had actually appeared in the previous phase. The participants were asked to press the “Yes” or “No” keys to indicate whether they had previously seen the animals. To clarify the task, we informed participants that they might see previously shown objects with different backgrounds and different locations, but that they should ignore




Figure 6. Examples of objects and backgrounds in Study 2.

these factors and make a judgment only about whether they had seen the animals previously or not. In total, they saw 48 pictures, and their reaction times and answers were recorded.

In the third phase, to measure the familiarity of the objects, we asked the participants whether they had known the animals before they participated in the experiment. They were presented with exactly the same 48 objects as those presented in the second phase and made judgments pressing the "Yes" or "No" keys. Participants were told that they did not need to know the correct name of the animals but simply needed to say "yes" to denote that they had seen the animals in either the real world or in pictorial information.

## Results and Discussion

### Manipulation Check

American and Japanese participants evaluated the animals similarly overall,  $t(83) < 1$ . As we expected, however, Americans reported being more familiar with the animals ( $M = 34.85$ ,  $SD = 6.52$ ) than Japanese did ( $M = 28.16$ ,  $SD = 5.11$ ),  $t(83) = 5.29$ ,  $p < .001$ .

### Accuracy of Recognition

On the basis of the findings of Study 1, we anticipated that the Japanese would retain the object in memory in association with its original background information. Hence, we anticipated that they would be heavily influenced by the background information even when they were told to ignore it. Consequently, they were expected to make more errors than American participants when previously seen animals were presented against a novel background. By contrast, we did not expect a difference between the Japanese and Americans for the novel materials because the participants can bind only previously seen objects.

For novel animals, a 2 (culture)  $\times$  2 (background) ANOVA showed that there was a main effect of background  $F(1, 83) = 13.67$ ,  $p < .001$ .<sup>6</sup> Both American and Japanese participants made fewer mistakes when they saw novel objects presented with novel backgrounds than when they saw novel objects with previously seen backgrounds. This was undoubtedly due to the fact that the previously seen background could have produced misleading cues prompting participants to feel that the object too was a familiar one. There was no interaction between culture and background,  $F(1, 83) < 1$ , *ns*.

For previously seen animals, there was a main effect of background,  $F(1, 83) = 54.25$ ,  $p < .001$ , shown in Figure 7. Both Japanese and Americans made more errors when the background was novel than when it was the one originally seen with the animal. But, as anticipated, there was also an interaction between culture and background,  $F(1, 83) = 6.68$ ,  $p < .02$ . The accuracy of Americans in the novel background condition was more than 90% as great as their accuracy in the original background condition. The accuracy of Japanese in the novel background condition was only 77% as good as their accuracy in the original background condition. The difference between American and Japanese accuracy in the novel background condition was significant at the  $p < .001$  level,  $t(83) = 3.44$ .

### Reaction Time

We anticipated that the Japanese would recognize previously seen animals very rapidly when presented with their original

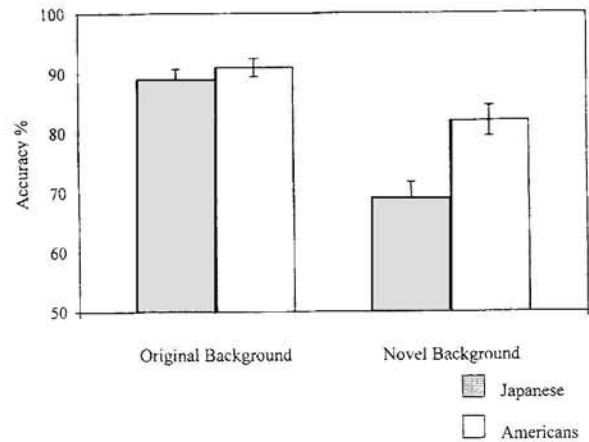


Figure 7. Recognition accuracy for previously seen animals.

backgrounds, because they bind objects to their backgrounds. We anticipated that the Japanese would have much more difficulty judging previously seen objects with novel backgrounds and hence would take longer to make such judgments. We anticipated that the background manipulation would have less effect on the speed of American responses. A 2 (culture)  $\times$  2 (objects)  $\times$  2 (background) ANOVA revealed that there was a highly significant and unanticipated main effect of culture,  $F(1, 81) = 28.68$ ,  $p < .001$ .<sup>7</sup> Americans spent much more time judging objects than did the Japanese. Therefore, we analyzed the American data and the Japanese data separately (see Figures 8 and 9).

For novel objects there were no differences between the previously seen backgrounds and novel backgrounds for either Americans,  $t(40) < 1$ , or Japanese,  $t(42) = 1.09$ , *ns*, nor did we expect any. The Japanese, however, as expected, were faster when they judged previously seen objects with their original backgrounds than when they judged them with novel backgrounds,  $t(42) = 3.83$ ,  $p < .001$ , whereas Americans were not much affected,  $t(40) = 1.09$ , *ns*.

Americans were faster when judging previously seen objects with novel backgrounds than when judging novel objects with either previously seen backgrounds,  $t(42) = 3.42$ ,  $p = .001$ , or novel backgrounds,  $t(42) = 3.25$ ,  $p = .002$ . In contrast, the Japanese were no faster when judging previously seen objects with novel backgrounds than when judging novel objects, whether their

<sup>6</sup> Again, each object for the recognition task was presented only once. Otherwise participants might confuse whether they saw the objects in the recall task or in the recognition task. For this reason, a Latin square design was used to analyze the data. The participants were divided into two groups randomly: Group A and Group B. In addition, object stimuli were also divided into two groups randomly: Objects 1 and Objects 2. Participants in Group A saw Objects 1 with original (previously seen) backgrounds and Objects 2 with novel backgrounds. Participants in Group B saw Objects 1 with novel backgrounds and Objects 2 with original backgrounds. We combined over stimulus sets and participant groups to simplify the analyses.

<sup>7</sup> We focused only on correct answers of the recognition test. In addition, we trimmed values beyond  $\pm 2.5$  standard deviations of the means of each individual.

backgrounds were novel or not (both  $t_s < 1$ ). Though unanticipated, this pattern of findings makes sense in terms of our contentions about American decontextualization versus Japanese binding. If the American participants had largely decoupled the object from the background, then we would expect it to be easier for them to make a judgment about whether they had seen the object before if they had indeed seen it before—but would experience no further advantage from seeing the object with its original background. For the Japanese, seeing the previously seen object with a novel background should be an impediment to rapid recognition—in the present case an impediment sufficient to lower the speed of reaction to about the same level as if the object itself were novel.

Though the results for reaction time are completely consistent with our hypotheses about decontextualization and binding, they have to be qualified by the fact that Americans were so much slower than Japanese. This raises the possibility of confounds such as different interpretations of the task or even differences in the operation of the equipment in the two locations. On the other hand, the overall greater speed of the Japanese might be due to a general advantage of the binding strategy. Making a judgment about whether an object has been seen before might always be an advantage if there is a background present to give a cue as to whether the whole image is one that has been seen before or not. Americans may have to do more processing to decide whether the object has been seen before if they have processed the object and the background separately.

A simple way to examine these possibilities is to present participants with objects having no background at all in the test phase. If the faster reaction time of the Japanese in Study 2 was due to binding of object and background and consequent greater ease of processing, then presentation of objects without backgrounds should result in little or no difference in the reaction times of Japanese and Americans.

In a follow-up study, 28 American students at the University of Michigan and 24 Japanese students at Kyoto University participated as part of a course requirement. We followed a procedure similar to that of Study 2. We presented participants with exactly the same 24 animals and their backgrounds as in Study 2. Again, participants were asked to rate how much they liked the animals. After a filler task, the participants were asked to indicate whether they had seen the animals before. This time, however, the animals

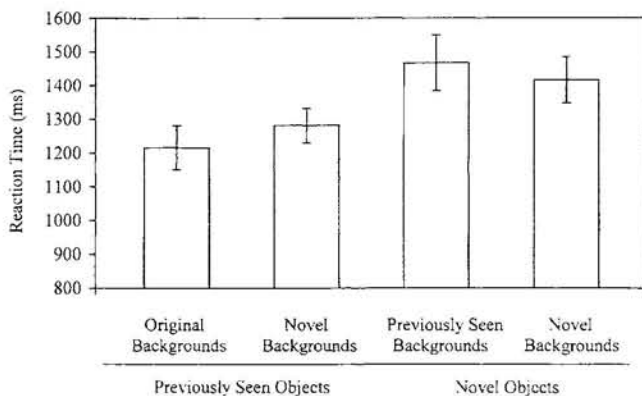


Figure 8. Reaction time for American data.

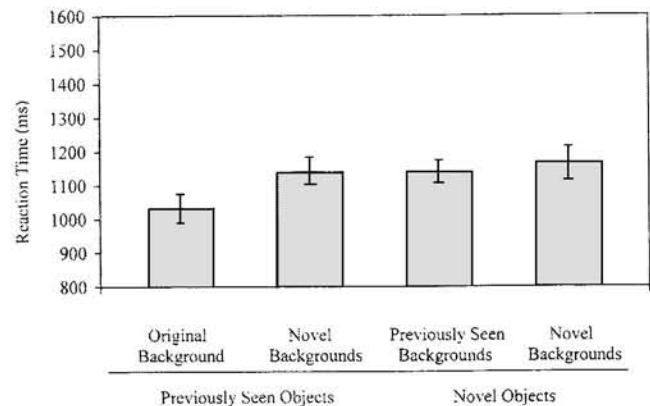


Figure 9. Reaction time for Japanese data.

were shown without a background. Participants' recognition accuracy and reaction time were measured.

As expected, American participants' reaction times were comparable to those of Japanese participants when they judged figures without backgrounds. The American mean was 1,044 ms and the Japanese mean was 1,083 ms,  $t(50) < 1$ .<sup>8</sup> American reaction time was much closer to Japanese reaction time in Study 2, in which backgrounds were present, than to American reaction time in Study 2. These findings indicate that the very great difference in reaction time found in Study 2 was indeed due to dramatic differences between Americans and Japanese in the way images are processed and stored, rather than to some interpretational or equipment artifact.

We also compared the accuracy of American participants to that of Japanese participants. American participants' performance for previously seen figures was marginally better than that of Japanese participants,  $t(50) = 1.88$ ,  $p = .07$ . Thus the greater American speed in the follow-up study than in Study 2 was not due to their sacrificing accuracy for speed. On the contrary, as in Study 2 proper, their accuracy was greater than that of the Japanese.

## General Discussion

### *Holistic Attention Versus Analytic Attention*

We examined the way in which East Asians and Westerners attend to complex visual displays. We anticipated that perceptual processes would reflect patterns of holistic thought in East Asian cultures and patterns of analytic thought in Western cultures. The findings support our view that East Asians are more attentive to context and relationships than are Westerners.

Study 1 indicated that (a) the initial comments of the Japanese were more likely to refer to the field than were those of the Americans, (b) the Japanese reported more information about the field, (c) the Japanese made more statements about relationships between the objects and the background information than did Americans, and (d) the Japanese recognized previously seen objects more accurately when they saw them with their original

<sup>8</sup> Again, we focused only on correct answers of the recognition test. In addition, we trimmed values beyond  $\pm 2.5$  standard deviations of the means of each individual.

backgrounds than when they saw them with novel backgrounds, whereas this manipulation had no effect on Americans, indicating that object and field were perceptually bound for the Japanese.

Study 2 replicated and generalized the findings of Study 1, using stimulus materials that had highly salient backgrounds. The results indicated that (a) the Japanese were more likely than Americans to make errors when examining previously seen objects with novel backgrounds than with original backgrounds, even under conditions in which the objects and backgrounds were considerably more familiar to Americans than to Japanese, and in which the Americans were themselves making more errors with novel than with original backgrounds; (b) the Japanese judgments were significantly faster when they saw previously seen objects with original backgrounds than when they saw them with novel backgrounds, whereas the manipulation had little effect on Americans; and (c) the Japanese were overall much faster than the Americans, suggesting that the holistic process of judging object and background simultaneously put the Japanese at an advantage. A follow-up study reinforced this interpretation by showing that there was no difference in reaction times of Japanese and Americans when objects were shown against no background at all.

Each of the results indicates that the Japanese are more likely to see things in relation to the context than are Americans. This conclusion is consistent with the findings of Ji et al. (2000), who found that American participants made fewer mistakes than did East Asians on the Rod and Frame task, which requires decoupling objects from a background.

#### *Binding Information: A Strategy of Holistic Thinkers*

The recognition results of Study 1 and Study 2 shed additional light on characteristics of holistic versus analytic attentional processes. Both recognition accuracy data and reaction time data indicate that the Japanese perceive, and subsequently remember, objects in relation to their contexts to a greater degree than Americans do. Indeed, the evidence suggests that American perception of objects was remarkably independent of their contexts.

Chalfonte and Johnson (1996) have suggested that there are at least two ways in which feature binding may be expressed. In one case, features may remain independently represented, but associated; in the other case, features may form a blended representation that is different from the two features separately (Chalfonte & Johnson, 1996; Graf & Schacter, 1989). On the basis of the current findings, we might say that Americans, as analytic thinkers, tend to use the former process, whereas the Japanese, as holistic thinkers, tend to use the latter process. Consequently, it took Americans longer than the Japanese to make their judgments when backgrounds were present because they required more processing time to compare only partially associated images. When no such comparison process was required, as in the follow-up study when no contexts were presented, Americans and Japanese made their judgment with approximately equal speed.

There is anecdotal evidence suggesting that objects are bound to contexts in many ways for East Asians. According to Hadingham (1994), ancient Chinese medical traditions considered that good health depends on the coordination of natural forces (*chi*) throughout the body. Western medical tradition, in contrast, analytically specifies the part to be cured, and therefore surgery is commonly performed on a single part to restore health. Similarly, East Asians have traditionally been concerned with *Feng Shui*, an ancient

science of topography originating in China and influential in neighboring countries Korea and Japan (Walters, 1991). It is common for East Asians to consider *Feng Shui* when they build structures and arrange interiors. *Feng Shui* takes account of various such contextual factors as wind direction, water currents, and the shapes and substances of surroundings to determine the best location of structures. Finally, the ancient Chinese *Yin-Yang* philosophy indicates there are powerful interrelationships among events and objects of all kinds. This philosophy played an important role in various Chinese, Korean, and Japanese customs (Yoshino, 1983). In sum, intellectual resources in East Asian cultures have encouraged people to attend to the relations between objects and contexts, and to bind objects to their contexts.

#### *Cultural Differences in Socialization Patterns*

A limitation of the studies reported here is that we are unable to specify what cultural practices contribute to the transmission of cultural ideas, in the form of holistic versus analytic thought, to attentional processes. Some developmental studies, however, provide evidence, reporting how parenting styles in East Asian cultures based on holistic thought differ from those of analytic European American cultures. Azuma (1994), for example, observed how American and Japanese mothers have their children understand errors made during a task. The results indicated that American mothers directly say "no" or "it is wrong" to their children, directing their attention along lines that will result in their finding the correct answer. Japanese mothers in the same situation, however, tended to indirectly imply that the children made a mistake, expecting them to pay attention to the context and infer their errors.

In their studies of cultural variation in maternal speech, Fernald and Morikawa (1993) found that American mothers pay more attention to target toys overall and emphasized the names of objects, giving the name frequently and consistently during interaction with their infants. By contrast, Japanese mothers used the toys more often for social exchange practice and teaching polite relationships. These findings suggest that American children are accustomed to paying attention to the categorization of the target object, whereas Japanese children were accustomed to paying attention to relationships.

Additional work by Chiu (1972), previously described, also indicates that categorization of objects is more important to Westerners than to East Asians. Chiu found that American children were likely to group objects on a categorical basis, whereas Chinese children were likely to group objects on a relational-contextual basis. Ji, Nisbett, and Zhang (2001) found similar grouping differences between Chinese and American undergraduates asked to group together two of three different words such as *seagull*, *squirrel*, and *grass*. Chinese students were more likely to group on the basis of relationships ("the squirrel runs on the grass") and American students were more likely to group on the basis of taxonomic categories ("seagulls and squirrels are both animals").

#### *Implications*

There are three major implications of the present findings. Perhaps the most remarkable is that they suggest that Japanese may simply see far more of the world than do Americans. The

Japanese were able to report as much detail about the focal objects as Americans were, but could report far more about the background and about relationships involving inert background objects. A second important implication is that East Asians may find it difficult to separate objects from their contexts. This finding duplicates Ji et al.'s (2001) finding that Chinese are more influenced by the position of the frame in the Rod and Frame test than are Americans, but does so with far more complex, ecologically common stimulus materials. Finally, the present work provides evidence that attentional differences may well be an important factor contributing to cultural differences in higher cognitive mechanisms. The findings help to explain cultural differences in causal attribution and interpersonal perception. It has long been argued that people attend to the actor and the actor's behavior instead of the situation (e.g., Heider, 1958; Jones, 1979) and that this accounts for the correspondence bias or fundamental attribution error. But Heider's view that "behavior engulfs the field" (p. 54) may have limited generality. Rather, on the basis of the current findings, it could be said that, for East Asians, "the field engulfs behavior" or at least that "behavior is seen to occur in the field."

### References

- Abel, T. M., & Hsu, F. I. (1949). Some aspects of personality of Chinese as revealed by the Rorschach Test. *Journal of Projective Techniques*, 13, 285-301.
- Azuma, H. (1994). *Nihon jin no shitsuke to kyoiku* [Education and the home discipline of Japanese]. Tokyo: Tokyo Daigaku Syuppankai.
- Chalfonte, B. L., & Johnson, M. K. (1996). Feature memory and binding in young and older adults. *Memory and Cognition*, 24, 403-416.
- Chiu, L.-H. (1972). A cross-cultural comparison of cognitive styles in Chinese and American children. *International Journal of Psychology*, 8, 235-242.
- Choi, I., & Nisbett, R. E. (1998). Situational salience and cultural differences in the correspondence bias and in the actor-observer bias. *Personality and Social Psychology Bulletin*, 24, 949-960.
- Cohen, J.D., MacWhinney, B., Flatt, M., & Provost, J. (1993). PsyScope: A new graphic interactive environment for designing psychology experiments. *Behavioral Research Methods, Instruments, and Computers*, 25(2), 257-271.
- Fernald, A., & Morikawa, H. (1993). Common themes and cultural variations in Japanese and American mothers' speech to infants. *Child Development*, 64, 637-656.
- Gentner, D. (1982). Why nouns are learned before verbs: Linguistic relativity versus natural partitioning. In S. A. Kuczaj (Ed.), *Language development: Vol. 2. Language, thought and culture* (pp. 301-334). Hillsdale, NJ: Erlbaum.
- Gilbert, D. T., & Jones, E. E. (1986). Perceiver-induced constraints: Interpretation of self-generated reality. *Journal of Personality and Social Psychology*, 50, 269-280.
- Gilbert, D. T., & Malone, P. S. (1995). The correspondence bias. *Psychological Bulletin*, 117, 21-58.
- Graf, P., & Schacter, D. L. (1989). Unitization and grouping mediate dissociations in memory for new associations. *Journal of Experimental Psychology: Learning, Memory, & Cognition*, 15, 930-940.
- Hadingham, E. (1994). The mummies of Xinjiang. *Discover*, 15, 68-77.
- Heider, F. (1958). *The psychology of interpersonal relations*. New York: Wiley.
- Ji, L., Nisbett, R. E., & Zhang, Z. (2001). *Categorization, language, and culture*. Unpublished manuscript, University of Michigan.
- Ji, L., Peng, K., & Nisbett, R. E. (2000). Culture, control, and perception of relationship in the environment. *Journal of Personality and Social Psychology*, 78, 943-955.
- Jones, E. E. (1979). The rocky road from acts to dispositions. *American Psychologist*, 34, 107-117.
- Jones, E. E., & Harris, V. (1967). The attribution of attitudes. *Journal of Experimental Social Psychology*, 3, 1-24.
- Kamada, A., & Van Boven, L. (2000, September). *Kansatsusha no kizoku ni kansuru daisansha no taion bias: Nichibei daigakusei wo taisho to shite* [The third person's correspondence bias regarding observer's attitude attribution: Comparative research between American and Japanese undergraduates]. Paper presented at the 64<sup>th</sup> Conference of the Japanese Psychological Association.
- Kashima, Y., Siegal, M., Tanaka, K., & Kashima, E. S. (1992). Do people believe behaviours are consistent with attitude? Towards a cultural psychology of attribution processes. *British Journal of Social Psychology*, 31, 111-124.
- Lee, F., Hallahan, M., & Herzog, T. (1996). Explaining real life events: How culture and domain shape attributions. *Personality and Social Psychology Bulletin*, 22, 732-741.
- Masuda, T., & Kitayama, S. (2001). *Salience of situational constraint and correspondence bias: Perceiver-inducer situation in American and Japanese*. Unpublished manuscript, University of Michigan.
- Miller, J. (1984). Culture and the development of everyday social explanation. *Journal of Personality and Social Psychology*, 46, 961-978.
- Morris, M. W., & Peng, K. (1994). Culture and cause: American and Chinese attribution of physical and social events. *Journal of Personality and Social Psychology*, 67, 949-971.
- Nisbett, R. E., Peng, K., Choi, I., & Norenzayan, A. (2001). Culture and systems of thought: Holistic vs. analytic cognition. *Psychological Review*, 108, 291-310.
- Norenzayan, A., Choi, I., & Nisbett, R. E. (1999). Eastern and western perceptions of causality for social behavior: Lay theories about personalities and situations. In D. A. Prentice & D. T. Miller (Eds.), *Cultural divides* (pp. 239-272). New York: Russell Sage Foundation.
- Norenzayan, A., & Nisbett, R. E. (2000). Culture and causal cognition. *Current Directions in Psychological Science*, 9, 132-135.
- Peng, K., & Nisbett, R. E. (1999). Culture, dialectics, and reasoning about contradiction. *American Psychologist*, 54, 741-754.
- Ross, L. (1977). The intuitive psychologist and his shortcomings. In L. Berkowitz (Ed.), *Advances in experimental social psychology* (Vol. 10, pp. 174-220). New York: Academic Press.
- Tardif, T. (1996). Nouns are not always learned before verbs: Evidence from Mandarin speakers' early vocabularies. *Developmental Psychology*, 32, 492-504.
- Tardif, T., Gelman, S. A., & Xu, F. (1999). Putting the "noun bias" in context: A comparison of English and Mandarin. *Child Development*, 70, 620-635.
- Toyama, M. (1990). *The role of causal inference in attitude attribution*. Paper presentation at the 22nd International Congress of Applied Psychology.
- Van Boven, L., Kamada, A., & Gilovich, T. (1999). The perceiver as perceived: Everyday intuitions about the correspondence bias. *Journal of Personality and Social Psychology*, 77, 1188-1199.
- Walters, D. (1991). *The Feng Shui handbook*. New York: Harper Collins.
- Witkin, H. A., & Berry, J. W. (1975). Psychological differentiation in cross-cultural perspective. *Journal of Cross-Cultural Psychology*, 6, 4-87.
- Witkin, H. A., & Goodenough, D. R. (1977). Field dependence and interpersonal behavior. *Psychological Bulletin*, 84, 661-689.
- Yoshino, H. (1983). *Inyo gogyo to Nihon no minzoku* [Yin Yang, its five elements, and the Japanese folk culture]. Kyoto, Japan: Jinbun Shoin.

Received January 2, 2001

Revision received May 29, 2001

Accepted May 30, 2001 ■